




INSTALLATION GUIDE FOR FIRSTLIGHT TIGHT BUFFER MULTIFIBRE ASSEMBLY



- Crush Resistant Protection Tube.
- High Strength Pull Cord.
- Easy Installation.
- Installer Friendly Link Loss Test Certificate.
- Exposed Cable Strength Member.
- Compact Size.
- Reduced Packaging, Leaving Less Waste On Site.

INSTALLATION

When pulling, apply force only to the pull cord. Do not pull on the protection tube, the gland or the cable. Only the pull cord is connected to the cable's strength member, applying pulling force anywhere else will cause damage to the cable.




1 Pull the cable using the white pull cord only.




2 Cut off the end of the pulling protection tube and the pull cord.




3 Remove the heatshrink.



4 Carefully pull the tube away from the connectors.



5 Cut the strength member, leaving a short length for patch panel attachment.



6 Install the fibre cable assembly into the fibre patch panel.

PART NO: PRETERMERT/Z